

PM30™

Triplex By Poly X Insulation
Thermal break reflective insulation

Thermal Break



95-97%

UP TO

REFLECT 95-97% OF
RADIANT HEAT (SILVER SIDE)



A combination of FR Bubbles
and FR XPE Foam



Fire Retardant Formulated



Reinforced Netting



Heavy Duty Aluminum Foil



Anti Scratch Layer

www.Polyx.com.au

PM 30

Your thermal break reflective insulation

Utilizes fire retardant bubbles and fire retardant XPE foam



95-97%

UPTO

REFLECT 95-97% OF RADIANT HEAT (SILVER SIDE)

PM30TM
Triplex By Poly X Insulation

PM 30 complies to Australian insulation standards and requirements.



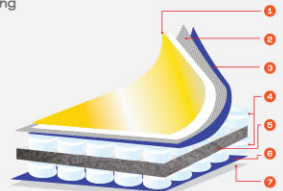
Anti-Glare side emittance 0.05

Silver Side emittance 0.03

A double-sided foil with fire retardant XPE foam between double layered bubbles for triple the strength efficiency and thermal break.


Structure of Insulation

- 1 low-e Aluminium Copper Foil Facing
- 2 Fibre-Net Reinforcement
- 3 Poly Binding Tie Layer
- 4 3mm Heavy Duty Thermal Insulation FR Bubbles
- 5 3 mm fire retardant thermal break durable FR XPE foam
- 6 Poly Binding Tie Layer
- 7 low-e Aluminium Foil Facing



Preference:	Thermal break solution reduces up to 95-97% of radiant heat gain in summer, reduces heat loss in winter
Cost Efficiency:	Competitive price and long-lasting performances
Safety:	Exceptional fire safety qualities including safe fire-retardant additives and non-dripping technology
Easy to Install:	Quick and easy installation with 15 ★ years product warranty
★ (For full warranty cover) please check with your supplier.	

Advantages



PM 30 Advantages:

- ✓ Designed to comply with thermal break insulation requirements
- ✓ Advance high R-Value performance reflecting up to 95-97% of radiant heat flow
- ✓ Significantly lowers the use of energy in buildings
- ✓ Help to achieve 6 stars rating in residential buildings
- ✓ Delivers easy, cost effective BCA section J solutions for roofs, ceiling walls and floors
- ✓ Water proof, not affected by moisture, no bacterial growth and fiber free.
- ✓ Reduces handling, storage and transport costs
- ✓ Certified by Ecospecifier and avoiding ozone depleting substances
- ✓ Endorsed by Asian Reflective Foil Association (ARFA)
- ✓ Designed to comply with thermal break insulation requirements



Poly X PM 30 Specifications:

Thickness (nominal)	mm	± 9.5
Bubbles Diameter	mm	9/10
Emittance (ASTM)	%	3 to 5
Reflectivity (ASTM)	%	95 to 97
Foil Thickness	μ	9/18
Foil Purity	%	>99
Weight (nominal)	gsm/m ²	500 ± 5%
Standard Roll Size	m x m	1.35 m. x 22.23 m.
Effective Coverage	m ²	30
Standard Roll Weight (Gross)	kg	13 kg ± 5%
Roll Diameter	mm	500 ± 5%




International Accreditation



VERIFIED PRODUCT
 FIND US ON





Standard	Property	Result
ASTME 408	Foil Emittance	Anti-Glare Side 0.05
ASTME 408		Silver Side 0.03
AS/NZS 4201.1	Resistance to Dry Delamination	Pass
AS/NZS 4201.2	Resistance To Wet Delamination	Pass
AS/NZS 4201.3	Pliable Building Membranes and Underlays-Shrinkage	<0.5%
AS 1301.448s-2019	Tensile Strength	Light Duty
AS/NZS 4200.1-2017	Edge Tear Resistance	Extra Heavy Duty
ASTM E96-2016	Water Vapour Transmission	Class 2
AS/NZS 3100	Surface Resistance	Electrically Non Conductive
ASTM C518	Thermal Resistance	0.221 m2 K/W
AS 1530.2	Flamability Index	1

Thermal Performance

Outdoor Temperature	12°C	36°C
Roof System	Heat Flow Up	Heat Flow Down
Metal Roof (commercial roof) 1° to 5° pitch, naturally ventilated, flat ceiling	R _T 1.40	R _T 4.35
Metal Roof (combo with R2.5 ceiling batts) 22° pitch, naturally ventilated, flat ceiling	R _T 4.00	R _T 5.30
Metal Roof 22° pitch, naturally ventilated, flat ceiling	R _T 1.30	R _T 2.73
Tiled Roof 22° pitch, naturally ventilated, flat ceiling	R _T 1.12	R _T 2.26
Metal Roof (Warehouse/Shed) 1° to 5° pitch, no ceiling	R _T 0.94	R _T 2.0-2.7
Concrete Roof with Ceiling	R _T 1.51	R _T 3.57
Wall System	Heat Flow Out	Heat Flow In
Brick Veneer Wall With plasterboard	R _T 2.21	R _T 1.95
Brick Veneer Wall With 1.5 bulk insulation & plasterboard	R _T 3.01	R _T 2.77
Double Brick Cavity Wall Poly X™ dividing cavity & plasterboard	R _T 2.47	R _T 2.20
Floor System	Heat Flow Down	Heat Flow Up
Framed Floor With subfloor perimeter enclosed	R _T 3.70	R _T 2.25

The contribution of PolyX™ products to a Total R-Value depends on the installation and environmental conditions. The values shown are Total R-Values for the building system, calculated using Reflect 3 computer software validated by James M Fricker M.IEAust M.AIRCH CPEng and re based on installed product service in accordance with AS/NZS 4859.1&2:2018 Refer to the PolyX™ products tech manual for further details. The information in this brochure is believed to be true at the time of publication. PolyX™ reserves the right to change specifications without notice, and have no obligation of liability for the persons misrepresenting or misusing this information in any manner whatsoever.

Insulation Compliance  <ul style="list-style-type: none"> ✓ AS / NZS 4859.1 ✓ AS / NZS 4200.1 	Fire Compliance  <ul style="list-style-type: none"> ✓ AS 1530.2 	ISO 9001:2015-QUALITY  <p>Poly X Insulation is manufactured under the strict quality management system of 9001:2015</p> <p>SAI GLOBAL</p>	Ecospecifier Global  <p>PM 30 is registered under Polysield insulation and it is approved by Ecospecifier Global certificate scheme</p>	 PM 30 By Poly X Phone 1300 669 285 www.Polyx.com.au
---	---	--	--	--

Selecting Poly X insulation for your buildings with the high performance copper color antiglare and our high quality product, PM30 will ensure that it is comfortable to use all year round.

